

Clark-Fulton Neighborhood of Cleveland

Neighborhood Composition and Vulnerabilities

Cleveland	Clark-Fulton	Cuyahoga County
37%	Households Receiving SNAP Benefits 42%	21%
9%	Coronary Heart Disease Rate 9%	8%
25%	Depression Rate 27%	23%
17%	Diabetes Rate 17%	13%
41%	High Blood Pressure Prevalence 38%	37%
52%	Renter Households with a Housing Burden 57%	47%
0.9	Drug-Related Overdose Deaths by Residence* 1.3	0.5
1,985	Incidents of Violent Crimes** 2,514	857

Image Key

Better

Same

Worse

* Per 1,000 ** Per 10,000

Source: CDC Places, Cleveland Police Department, Cuyahoga County Board of Health, Ohio Department of Public Safety: Office of Criminal Justice Services, and U.S. Census: American Community Survey. Data Years: 2021-2023.

MetroHealth Neighborhood Assets



The Glick Center



New Outpatient Health Center



Opportunity Center at Via Sana



The Project DAWN Mobile Unit provides naloxone and harm-reduction supplies to the neighborhood

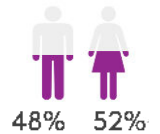
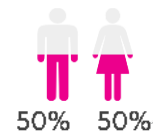
Community Demographics

Total Population

7,649

367,357

Gender



Age

Years 0-17

30%

21%

Years 18-64

60%

64%

Years 65+

10%

15%

Hispanic



Race

White

37%

37%

Black

22%

47%

Asian/ Pac Islander

0%

2%

Other

41%

14%

Income Stability

employment rate

87%

89%

median household income

\$34,649

\$39,300

poverty rate

38%

31%

child poverty rate

53%

45%

older adult (65+) poverty rate

37%

25%

disabled adult poverty rate

41%

46%

families with children (<18) poverty rate

28%

25%

*Poverty thresholds are government-set dollar amounts that indicate the minimum income for a person or family to meet their basic needs.

Source: U.S. Census American Community Survey: 2023 5-Year Estimates

MetroHealth Patient Social Drivers of Health (SDOH)

Screen

Clark-Fulton

Cleveland

Number with an SDOH Screen

2,899

88,957

Number of Screens With
a Request for Help

789

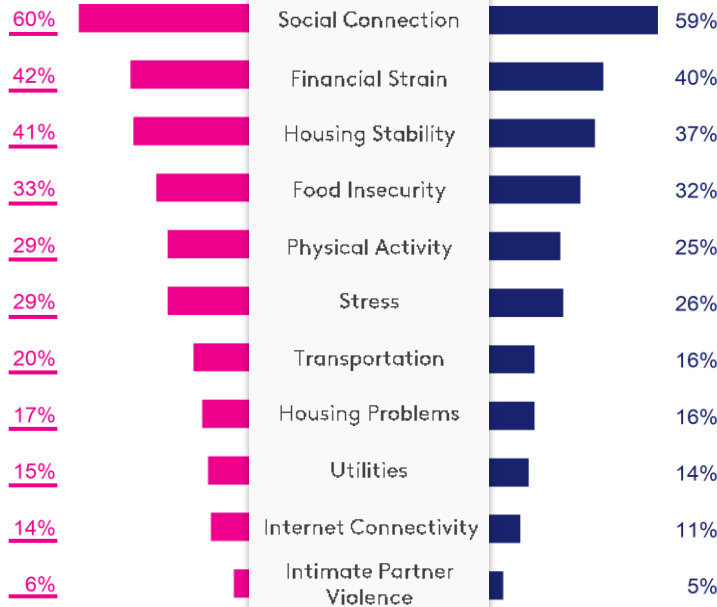
21,022

27% 24%

SDOH Categories

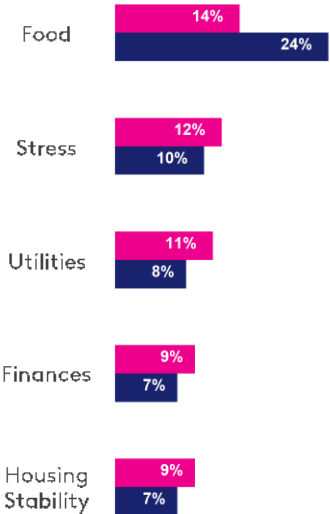
Clark-Fulton

Cleveland



Request of Help

Top Five Requested Needs



Social drivers of health are nonmedical factors that affect a person's health. They include conditions like education, income, housing, and access to healthcare. SDOH can positively or negatively impact health equity.

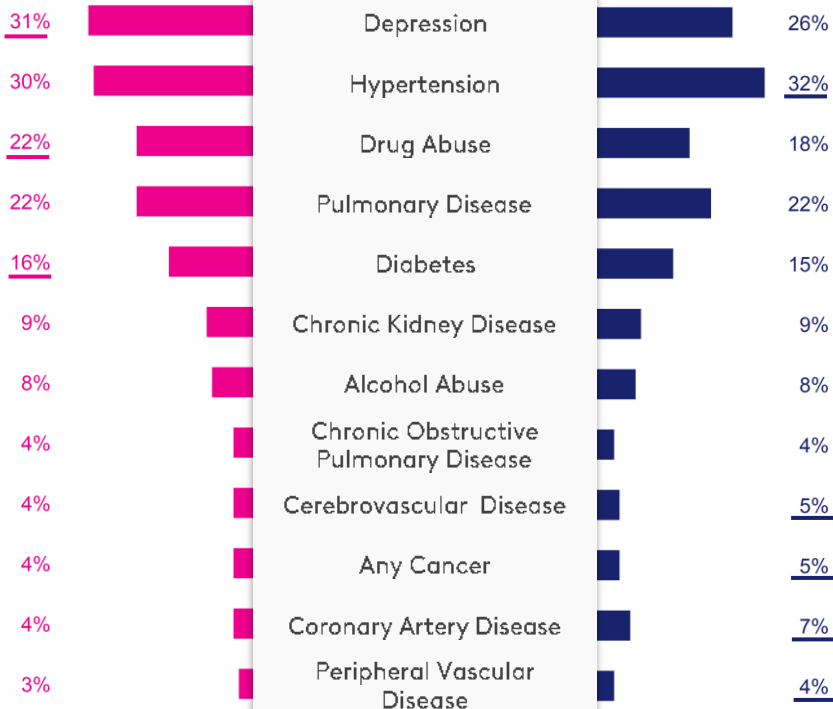
Source: The MetroHealth System: Clark-Fulton SDOH Screening Results (2022-2024, 2,899 patients)

MetroHealth Patient Health Factors

Clark-Fulton

Health Factor Categories

Cleveland



Note: For this report, Clark-Fulton is defined by the Cleveland Planning Commission SPAs and includes the following Census tracts: 39035102800, 39035102900, 39035103800, 39035103900, 35035104600, 39035104900, and 39035105300.

Source: The plots are built from MetroHealth data and include patients 18 years or older during an encounter between 2022 and 2024.

connect@metrohealthcle



MyChart
metrohealth.org/mychart